





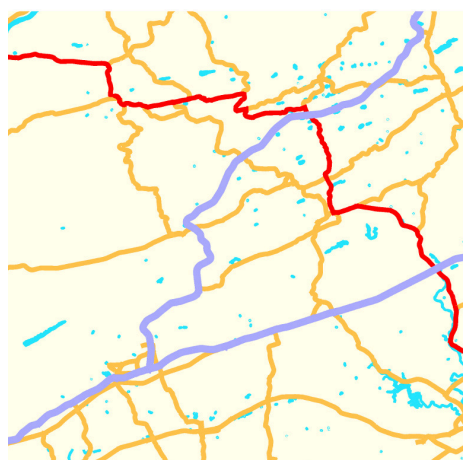
#### SPRING & AUTUMN CLASSIC ROUTES

type :	Solo Holidays Caminos Hiking Tours Self-Guided
level :	   
duration :	12 days
period:	May Jun Jul Aug Sep Oct
code:	ESSWSL29

## Camino del Norte, Ribadeo to Santiago - Spain

### The 5th stage of Camino del Norte walking

12 days, price from € 1074



The final section of the Camino del Norte starts from the coast and moves inland, heading towards the Cathedral of Santiago. Towards the end of the route, it merges with the Camino Francés, creating a special moment as many pilgrims join together to walk the last kilometers to the long-awaited destination. This itinerary is set in the Spanish countryside, passing through peaceful villages, monasteries, medieval towns, and much more. It's particularly fascinating to watch the landscape change from coastal to mountainous, becoming more urbanized as you approach Santiago.

## Route

### Day 1 Arrival in Ribadeo

soak in the peaceful atmosphere and enjoy the unhurried pace of life of Ribadeo. The picturesque harbor, with colorful fishing boats, and the salty sea breeze make it a dreamy place - A perfect place to get ready for the **Camino de Santiago**.

## Day 2 Ribadeo – Gondán, 21 km

Your camino begins: move away from the coast towards the interior, direction to **Compostela**. The scenery transforms from a coastal path into a mountainous route, entering a sparsely populated rural territory. An exhilarating first climbs awaits, a great way to test your legs right from the first day of the trip, before arriving to Gondán.

*Distance: 21 Km*

*Elevation Gain: +600/-450 m*

## Day 3 Gondán - Mondoñedo, 16 km

A quiet day full of highlights, with just a couple of steep climbs along the way: you will cross the town of **Vilanova de Lourenzá**, where the church of the old monastery stands out, and then to Mondoñedo, a town of historical significance, capital of the region of **A Mariña Central**. Mondoñedo's cathedral and the old quarter, declared a Historic-Artistic Site, are the cultural highlights of the day.

*Distance: 16 Km*

*Elevation Gain: +450/-510 m*

## Day 4 Mondoñedo – Abadín, 17 km

An interesting route in which you leave the region of **A Mariña** and ascend to Terra Chá, the inland plateau of Lugo, passing from 140 to 560 metres above sea level. The route passes through rolling hills and rural landscapes through the valley of **Valiñadares** and Lousada, giving you a sense of the region's rural beauty, as you make your way to Abadín.

*Distance: 17 Km*

*Elevation Gain: +630/-250 m*

## Day 5 Abadín – Vilalba, 21 km

Today a very pleasant day waits - with a serene, beautiful scenery and few climbs. You will walk along comfortable dirt or tarmac tracks between green meadows and groves of native trees at the region of A **Terra Chá**, As your pilgrimage progresses, you'll arrive in the beautiful Medieval town of **Vilalba**.

*Distance: 21 Km*

*Elevation Gain: +250/-270 m*

## Day 6 Vilalba – Baamonde, 19 km

A varied and peaceful day with different sceneries and with hardly any climbs in a pleasant rural environment. Your path takes you to **Baamonde**, a small village surrounded by lush nature - the whole day perfect to spend time immersed in nature.

*Distance: 19 Km*

*Elevation Gain: +210/-270 m*

## Day 7 Baamonde - Alto Mamoa/A Roxico ,19,2km/20,2 km

Today, you will have the option to choose between two different routes depending on the distance you want to cover - based on your training and energy for the day.

Whichever destination you choose for today, a transfer will be arranged to take you to your hotel located in Regüelas.

*Distance: 19,2 /20,2 Km*

*Elevation Gain:+400/+600; -200/-400 m*

## Day 8 Alto de Mamoa/A Roxico - Sobrado dos Monxes, 23,8km/15,6 km

**A challenging, beautiful day awaits:** you can decide to being transfered to two different locations, based on **how much you want to walk, and start the beautiful hike of the day:** at some point during the day, you'll be at the highest point of the **entire Northern Way**.

*Distance: 23,8 /15,6 Km*

*Elevation Gain:+400 or +600/-200 or -400 m*

## Day 9 Sobrado dos Monxes – Arzúa, 22 km

You are getting closer to Santiago - meaning that the landscape slowly changes, getting more and more urban compared to the previous day of the trip, in which you were travelling in the countryside dotted with small villages. In Arzúa, the itinerary converges with the French Way.

*Distance: 18 Km*

*Ascent/Descent: +200/-230 m*

## Day 10 Arzúa – A Rúa, 18 km

At first glance, this stage seems to provide little interest - and Yet today ends up being one of the most exciting of the whole week as you feel the collective energy grow, joining hordes of fellow pilgrims all excited to be nearly there! It's a relatively short day, leaving time to relax at your hotel and meld with the peaceful surroundings.

*Distance: 18 Km*

*Elevation Gain: +200/-230 m*

### Day 11 A Rúa - Santiago de Compostela, 21 km

Burst back into modern life as you rush in an urban environment towards the much coveted arrival point of the route: Plaza Obradoiro. The urban hustle and bustle will not deter you and it's still easy to imagine ancient pilgrims weeping with joy as they glimpsed the Cathedral. Historically, pilgrims pause at Monte do Gozo to set their sights then make one last stop at the spring in Lavacolla, to cleanse their face and feet before meeting their beloved saint.

*Distance: 21 Km*

*Elevation Gain: +350/-370 m*

### Day 12 Arrivederci, Santiago de Compostela

Your arrangement comes to an end this morning after breakfast. Option of booking an extra night in Santiago de Compostela.

## Practical info

---



#### On arrival:

The closest airport is in **Oviedo**.

From Oviedo train station take the Train to Ribadeo. Check timetable [here](#).

#### On departure:

The closest airport is in **Santiago de Compostela**.

## Included

---

### What is included

- 11 Nights in double room in \*\*\* hotels , B&B and agriturismo with breakfast
- Luggage transportation from hotel to hotel
- Transfers as described in the program
- Maps and detailed description of the itinerary in digital form, app
- Medical and luggage travel insurance
- 24h phone assistance
- Pilgrim Passport

### What is not included

- Transfers to the starting location and from the arriving location of the tour
- Lunches and dinners, if not otherwise stated
- Visits and entrance fees - tips
- Personal expense
- Possible sojourn taxes

### Optional Services

These services can be added to the ones included in the base price of the tour:

- Single room supplement
- Extra nights
- Transfers to reach the starting location or to leave the arriving location of the tour, which will be quoted on request.
- Everything that is not mentioned in the "What is included" section.