





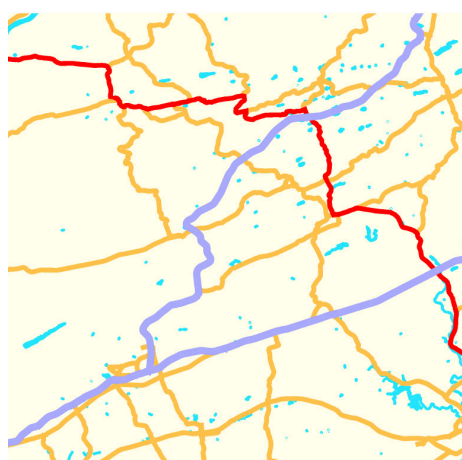
#### CAMINOS CAMINO DI SANTIAGO

type :	Solo Holidays Caminos Hiking Tours Self-Guided
level :	   
duration :	11 days
period:	Apr May Jun Jul Aug Sep Oct
code:	ESSWSL27

## Camino del Norte, Santander to Oviedo - Spain

### 3rd stage Camino del Norte

11 days, price from € 868



This section of the Camino del Norte takes you **from the coastal town of Santander to the fun, beautiful Oviedo** - known as one of the foodie capitals of Spain. **Prepare for great views of the ocean, a reassuring, constant presence that sometimes disappear as you venture inland through orchards and hills** - but there it is again, when you least expect it, amazing you just like the first time. Along the way, charming **Medieval towns and Modernist buildings**.

## Route

### Day 1 Arrival in Santander

The tranquil coastal town of **Santander** is the perfect place to embark on your journey. Soak in the gorgeous views of the **Bay of Biscay** as you stroll along the promenade and explore the city's beautiful architecture, including the magnificent Centro Botín for Modern Art

## Day 2 Santander – Santillana, 24/36 km

Our suggestion for the start of the day is to cover the first section with a train to Boo de Pielagos - you won't miss much, as it runs in the urban area South of Santander. It also cuts the first 14 km, making it easier as a first day of walking. (thus skipping the first 14 km). You'll find a much more serene landscape after that section - a meditative, beautiful walk taking you to the enchanting Medieval town of **Santillana del Mar**, home to the famous **Cueva de Altamira**.

*Distance: 24 or 36 km*

*Elevation gain: +460/-520 m*

## Day 3 Santillana - Comillas, 22 km

Today's route alternates land and sea as you walk through the placid and beautiful Cantabrian countryside and along its coast; today's destination, Comillas, is well known for its modernist style building, including El Capricho, one of Gaudi's first works.

*Distance: 22 km*

*Elevation gain: +460/-520m*

## Day 4 Comillas - Unquera/Bustio, 28 km

Today's walk is very rural, an immersion in the local countryside - you'll cross several bridges and pass by marshes and open fields until **San Vicente de la Barquera**, a picturesque fishing village. At the end of the stage, you'll reach the river Deva that marks the border between Cantabria and **Asturias**.

*Distance: 28 km*

*Elevation gain: + 460/-520m*

## Day 5 Unquera/Bustio - Llanes, 25 km

Today starts with a short climb to **Colombres**, a small town known for its "Casas de Indianos", impressive villas built by wealthy remigrants from the Americas. . The stage ends in **Llanes**, known for its historic district a town with a historic center that gets really lively in Summer, as well as the fishermen's port and its artistic breakwater.

*Distance: 25 km*

*Elevation gain: + 320/-400 m*

## Day 6 Llanes - Ribadesella, 30 km

The first half of this long but gentle route passes by beautiful beaches such as **Palombina**, **Torimbina** and **San Antolín** - you'll be tempted to stop walking and just spend the rest of the day here! - before turning inland, immersed in the meditative countryside. Today's destination is **Ribadesella**, a coastal town famous for its prehistoric caves.

**Note: if you want to have more time to explore both Llanes and Ribadesella, we can split this stage in two and book and overnight in Nueva de Llanes; aproximately halfway**

*Distance: 30 km*

*Elevation gain: + 330/-340 m*

## Day 7 Ribadesella - Colunga, 20 km

Today's route is very scenic, with mountains and good views of the coast, and passing by several beaches: Santa Marina (in Ribadesella), La Vega, **Arenal de Morís** (somewhat remote), **La Espasa** and **La Isla**. At the end of the walk, the small town of **Colunga** will welcome you with its authentic charm and warm hospitality.

*Distance: 20 km*

*Elevation gain: + 340/-330 m*

## Day 8 Colunga - Villaviciosa, 18 km

Today's short route takes you through orchards and farmland as you head away from the coast, plunging into the agricultural heartland of Asturias, through more mountainous terrain than on previous days and past tiny rural hamlets. Your route takes you to Villaviciosa, famous for its cider production.

*Distance: 18km*

*Elevation gain: +190/-170m*

## Day 9 Villaviciosa - Pola de Siero, 26 km

Today you turn towards the interior of Asturias; Leaving Villaviciosa behind, you traverse the rolling hills of Asturias, arriving in the bustling market town of Pola de Siero, transitioning from peaceful countryside to a lively urban atmosphere.

*Distance: 26km*

*Elevation gain: +530/-170m*

## Day 10 Pola de Siero – Oviedo, 17 km

Your short route today culminates as you make your way to **Oviedo**. The final stretch guides you through charming villages and quaint woodlands, bringing you to the capital of Asturias. Visit the magnificent **Oviedo Cathedral** and savor the local cuisine at one of the city's many restaurants or sidrerías (cider bars).

Distance: 17km

Elevation gain: + 190/-170m

## Day 11 Arrivederci, Oviedo!

After breakfast, your Camino comes to an end.

If you feel like more adventure and want to continue walking, *you can combine this trip with the next stage of the Camino*.

## Practical info

---



### Arrival:

The nearest airport is located in **Santander**.

### Departure:

The nearest airport to Oviedo is **Asturias Airport (OVD)**.

From Asturias Airport (OVD) to Oviedo, you can reach the city primarily by taxi or bus. You can take the ALSA bus that connects Asturias Airport with downtown Oviedo. Buses depart regularly, and the journey takes approximately 40-50 minutes depending on traffic.

## Included

---

### What is included

- 10 Nights in double room in \*\*/\*\* hotels , B&B with breakfast
- Luggage transportation from hotel to hotel
- Maps and detailed description of the itinerary
- Medical and luggage travel insurance
- 24h phone assistance

### Not included

- Transfers to the starting location and from the arriving location of the tour
- Lunches and dinners, if not otherwise stated
- Visits and entrance fees - tips
- Personal expense
- Possible sojourn taxes

### Extras

These services can be added to the ones included in the base price of the tour:

- Single room supplement
- Extra Night
- Everything that is not mentioned in the "What is included" section.
- Transfers to reach the starting location or to leave the arriving location of the tour, which will be quoted on request.